

# BEBOP

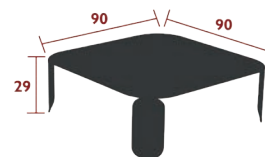
5619 - LOW TABLE 90 X 90 CM - H.29 CM

DESIGN BY TRISTAN LOHNER

DOMESTIC PROFESSIONAL INTENSIVE 8 IPAC 23



Aluminium sheet table top  
Curved steel sheet base  
Aluminium tube supporting cross-beam under the table top  
Reinforced parts:  
Improved pads fit



10.6 kg

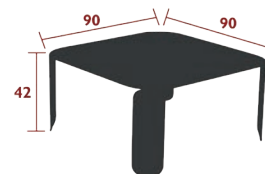
5624 - LOW TABLE 90 X 90 CM - H.42 CM

DESIGN BY TRISTAN LOHNER

DOMESTIC PROFESSIONAL INTENSIVE 8 IPAC 23



Aluminium sheet table top  
Curved steel sheet base  
Aluminium tube supporting cross-beam under the table top  
Reinforced parts:  
Improved pads fit



13 kg

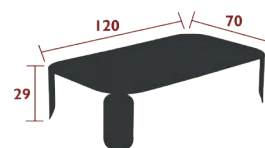
5622 - LOW TABLE 120 X 70 CM - H.29 CM

DESIGN BY TRISTAN LOHNER

DOMESTIC PROFESSIONAL INTENSIVE 8 IPAC 23



Aluminium sheet table top  
Curved steel sheet base  
Aluminium tube supporting cross-beam under the table top  
Reinforced parts:  
Improved pads fit



11.4 kg

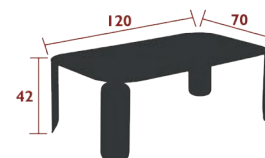
5626 - LOW TABLE 120 X 70 CM - H.42 CM

DESIGN BY TRISTAN LOHNER

DOMESTIC PROFESSIONAL INTENSIVE 8 IPAC 23



Aluminium sheet table top  
Curved steel sheet base  
Aluminium tube supporting cross-beam under the table top  
Reinforced parts:  
Improved pads fit



13.9 kg



# BEBOP

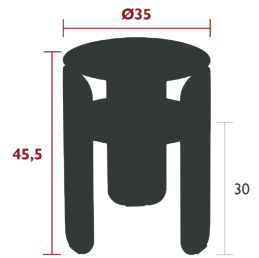
5627 - SIDE TABLE Ø 35 CM

DESIGN BY TRISTAN LOHNER

DOMESTIC PROFESSIONAL INTENSIVE 10 IPAC 23



Aluminium sheet table top  
Aluminium sheet shelf  
Curved aluminium sheet base  
Reinforced parts:  
Improved pads fit



3.2 kg

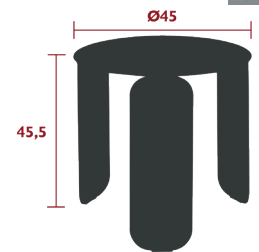
5610 - LOW TABLE Ø 45 CM

DESIGN BY TRISTAN LOHNER

DOMESTIC PROFESSIONAL INTENSIVE 8 IPAC 23



Aluminium sheet table top  
Curved steel sheet base  
Aluminium tube supporting cross-beam under the table top  
Reinforced parts:  
Improved pads fit



6.5 kg

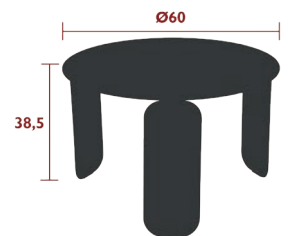
5613 - LOW TABLE Ø 60 CM

DESIGN BY TRISTAN LOHNER

DOMESTIC PROFESSIONAL INTENSIVE 8 IPAC 23



Aluminium sheet table top  
Curved steel sheet base  
Aluminium tube supporting cross-beam under the table top  
Reinforced parts:  
Improved pads fit



6.8 kg

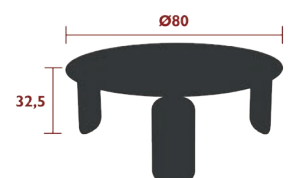
5616 - LOW TABLE Ø 80 CM

DESIGN BY TRISTAN LOHNER

DOMESTIC PROFESSIONAL INTENSIVE 8 IPAC 23



Aluminium sheet table top  
Curved steel sheet base  
Aluminium tube supporting cross-beam under the table top  
Reinforced parts:  
Improved pads fit



7.7 kg