

# LORETTE DINING

5711 - CHAIR  
DESIGN BY FRÉDÉRIC SOFIA

DOMESTIC | PROFESSIONAL | INTENSIVE

6 IPAC



Tubular steel frame  
Steel sheet seat  
Perforated steel sheet backrest  
Stacking capacity : x 4 (Height – stacked : 94 cm)



6 kg

5712 - ARMCHAIR  
DESIGN BY FRÉDÉRIC SOFIA

DOMESTIC | PROFESSIONAL | INTENSIVE

6 IPAC



Tubular steel frame  
Steel sheet seat  
Perforated steel sheet backrest  
Steel wire armrests  
Stacking capacity : x 4 (Height – stacked : 94 cm)



6.8 kg

5761 - TABLE Ø 110 CM  
DESIGN BY FRÉDÉRIC SOFIA

DOMESTIC | PROFESSIONAL | INTENSIVE

6 IPAC



Perforated steel sheet table top  
Tubular steel base



22 kg

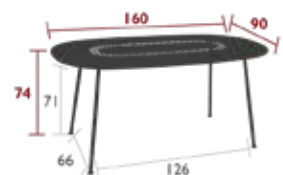
5762 - OVAL TABLE 160 X 90 CM  
DESIGN BY FRÉDÉRIC SOFIA

DOMESTIC | PROFESSIONAL | INTENSIVE

6 IPAC



Perforated steel sheet table top  
Tubular steel base  
Compatible with :  
PROTECTIVE COVER 160 X 100 CM FOR TABLE - COVERS



25 kg

LORETTA & MOONINI



LORETTA



LORETTA



# LORETTE LOUNGE

5713 - LOW ARMCHAIR  
DESIGN BY FRÉDÉRIC SOFIA

DOMESTIC | PROFESSIONAL | INTENSIVE

6 IPAC



Tubular steel frame  
Steel sheet seat  
Perforated steel sheet backrest  
Steel wire armrests



8.6 kg

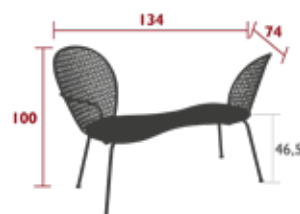
5714 - CONVERSATION BENCH  
DESIGN BY FRÉDÉRIC SOFIA

DOMESTIC | PROFESSIONAL | INTENSIVE

6 IPAC



Tubular steel frame  
Aluminium sheet seat  
Perforated steel sheet backrest  
Steel wire armrests



21 kg

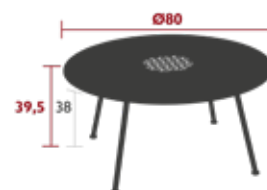
5740 - LOW TABLE Ø 80 CM  
DESIGN BY FRÉDÉRIC SOFIA

DOMESTIC | PROFESSIONAL | INTENSIVE

7 IPAC



Perforated steel sheet table top  
Tubular steel base



9 kg